

Sakai with Ouriginal Instructor View Instructor Guide

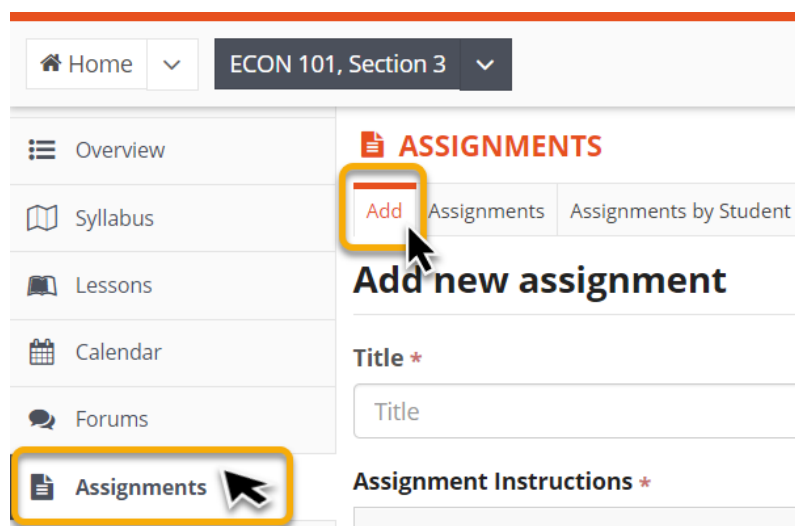
About Ouriginal Integration with Sakai

Ouriginal can be added to an institutional LMS through an API integration. The integration allows the institution Admin User(s) access to the Ouriginal tool features through their LMS without having to make changes to the LMS properties. Sakai institution Admin User(s) can add the Ouriginal tool to their Sakai instance, making it available to instructors as a pre-configured tool for their courses.

Assignment Creation Instructions

Instructors create assignments in the same way that they would normally in Sakai but will have to enable Ouriginal/Urkund in the assignment settings.

In your Course, select 'Assignment' and then 'Add'.






The Ouriginal /Urkund integration adds the following part to the assignment settings:

Display only to selected groups

Student Submissions

Submission Type * 

Allow Resubmission

Submission Notification Email Options:

Do not send notification emails for any student submissions

Send a notification email for each student submission


Send one email per day summarizing notifications for student submissions

Urkund Plagiarism Service

Use Urkund

Allow students to view report

NOTE:

 • When submitting attachments, students should only use these file types: Text Processors (.doc, .docx, .odt, .sxw, .wps), PowerPoint (.ppt, .pptx), Adobe Acrobat (.pdf), Plain Text (.txt), Rich Text Format (.rtf), HTML (.htm, .html).

• Students should always save files with the appropriate extension.

Also, note that the Instructor can whether to allow the students to view the report or not (as seen in above image - the feature can be ticked or left blank).